



The Museum of Me



About this book

A picture record of the making of an exhibition by a group of Year 5 children from St James' CE Primary working in partnership with artists, teachers and curators at The Manchester Museum. The images speak for themselves; of excitement, creativity and genuine collaboration, illustrating one school's quest to engage with and understand the world of museums and archaeology.

The Museum of Me

Introduction by Helena Tomlin, Curator of Learning

On Thursday 5th February 2009 St James' CE in Birch-in-Rusholme held an amazing and life-enhancing exhibition: The Museum of Me. The research project aimed to discover how Year 5 children could develop their understanding of archaeology. The Manchester Museum's temporary exhibition, 'Lindow Man: A Bog Body Mystery', was used as a starting point. The children worked with two artists, Daksha Patel and Paul Pickford, to explore, in depth, notions of **time** and **identity**. Making The Museum of Me also involved working with curators at the Museum to explore display and conservation themes.

Year 5's journals, installations and poetry will form a vitally important body of evidence to help the team at The Manchester Museum develop new ideas for the redisplay of the archaeology galleries.

Thanks are due to Daksha and Paul, the children, teachers (especially Miss Stables) and to everyone at The Manchester Museum who contributed to the project. Also thanks to MMU students Harriet and Nadine and photographer Joe Gardener.



Principles of Learning

The project aimed to work within the 6 'Principles of Learning' developed by the Learning Team at the Manchester Museum.

Each of these principles forms a chapter heading for the images that follow. These principles include learning collaboratively, encouraging freedom of choice and developing a multi-sensory, imaginative approach to engage children in their learning.

As part of The University of Manchester, The Manchester Museum is committed to research and development of projects that explore risk and innovation in the field of experiential learning.

1

Learning in, or with, the Museum
should be dialogic, a two-way
process that enables us to learn at
the same time



Artist Daksha in discussion with Year 5 in the exhibition 'Lindow Man – A Bog Body Mystery'



Recording work with Miss Stables in the classroom together with Year 5, and Helena using her journal



I was
prepared for a picture of Paul's
instructions, stuck on the window.





Artists Daksha and Paul and Year 5 working together on planning and making



Working together with Manchester Metropolitan University students to create clay pieces tracing 'special' objects



2

Learning in, or with, the Museum
should be personalised, enabling
learners to make sense of the
collection in context of their own
lives





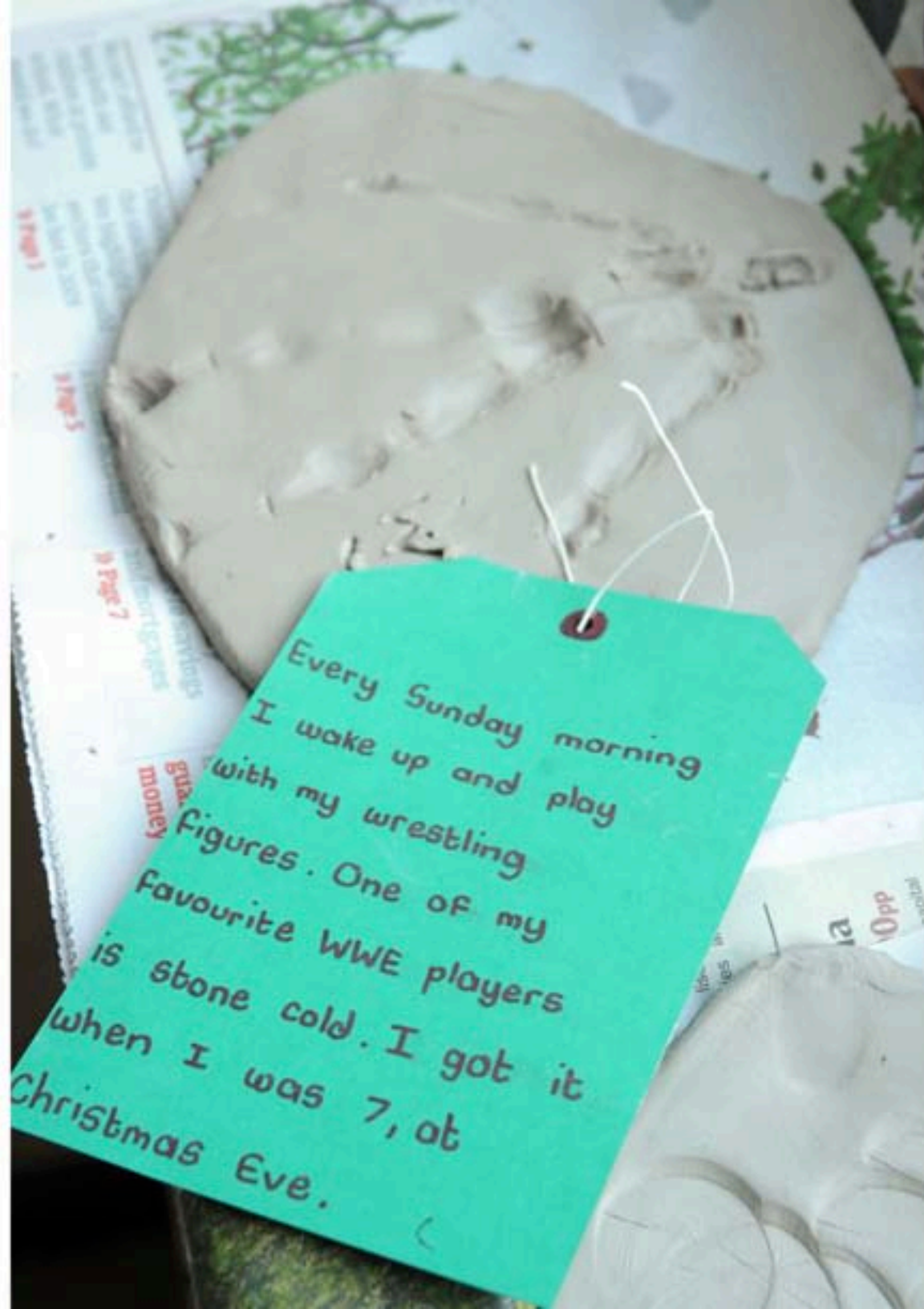


Working in journals to draft out ideas about important times in each child's life

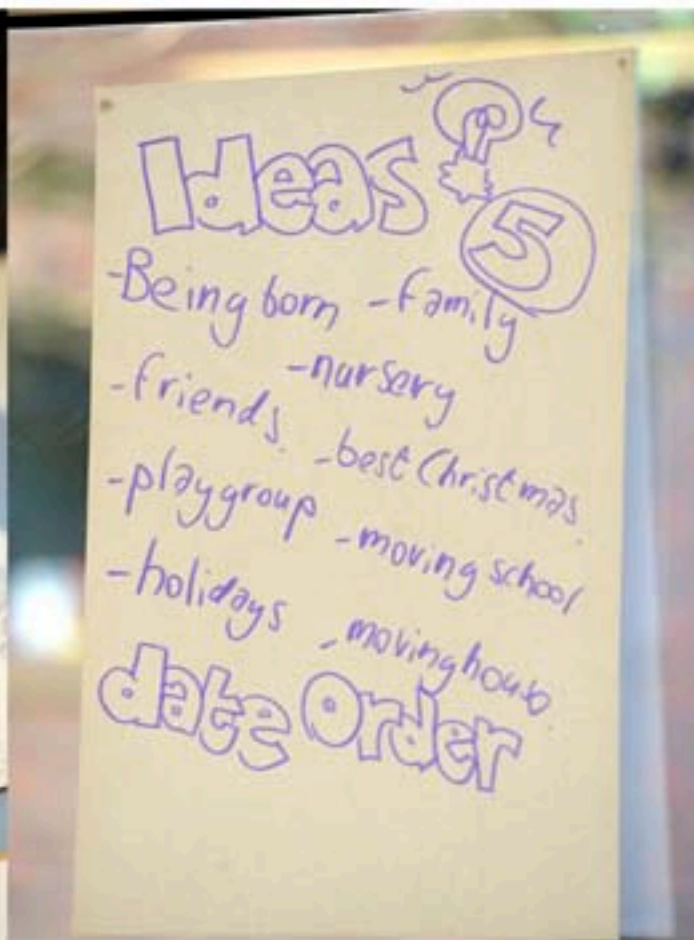


Collecting objects of special personal value and writing labels









Working with artist Paul to develop storyboards about important moments in each child's life

Mama's



Life ...



Soft







Thinking about objects in the 'Lindow Man' exhibition and using journals to record personal feelings and impressions

3

Learning in, or with, the Museum
should involve philosophy and
imagination



‘Imagined object’ made using mod roc



Making and reflecting on pieces for the exhibition










Thinking about the 'archaeology' of plants, with Leander,
Curator of Botany in the Herbarium at the Museum





Debates about conservation with Bryan, Head of Human Cultures
and Irit, Conservator at the Museum



4

Learning in, or with, the Museum
should provide the freedom to
explore and make choices





Talking about new ideas and selecting those to work on for the exhibition



A MEAL OF
MYLES



AMAZING
NO HARMED





Year 5's choices of objects and activities come together in their 'Museum of Me' exhibition in the classroom

Ingredient

- a week of patience
- a brain of important games
- hours of silent peace
- a body of fabulous effort
- a bowl of bravness
- 52 spoonfuls of quiet



Are you naggy and messy? Do your parents hate you? Well all that will change if you try the product of the game. It will change you into a boy with manners and you will be sensible.

JES is a Jar

Do you look a little angry?
Do you look a little sad?
Do you look a little stressed?
Do you look a little tired?
Do you look a little confused?
Do you look a little lost?
Do you look a little lonely?
Do you look a little scared?
Do you look a little nervous?
Do you look a little shy?
Do you look a little unsure?
Do you look a little uncertain?
Do you look a little doubtful?
Do you look a little skeptical?
Do you look a little suspicious?
Do you look a little wary?
Do you look a little cautious?
Do you look a little prudent?
Do you look a little careful?
Do you look a little alert?
Do you look a little attentive?
Do you look a little focused?
Do you look a little concentrated?
Do you look a little determined?
Do you look a little resolute?
Do you look a little firm?
Do you look a little strong?
Do you look a little powerful?
Do you look a little confident?
Do you look a little self-assured?
Do you look a little self-reliant?
Do you look a little independent?
Do you look a little free?
Do you look a little easygoing?
Do you look a little laid-back?
Do you look a little relaxed?
Do you look a little comfortable?
Do you look a little at ease?
Do you look a little content?
Do you look a little satisfied?
Do you look a little pleased?
Do you look a little happy?
Do you look a little joyful?
Do you look a little cheerful?
Do you look a little bright?
Do you look a little sunny?
Do you look a little warm?
Do you look a little cozy?
Do you look a little snug?
Do you look a little comfortable?
Do you look a little at ease?
Do you look a little content?
Do you look a little satisfied?
Do you look a little pleased?
Do you look a little happy?
Do you look a little joyful?
Do you look a little cheerful?
Do you look a little bright?
Do you look a little sunny?
Do you look a little warm?
Do you look a little cozy?
Do you look a little snug?

JES is a Jar
that makes you a
STAR!



Exhibition highlights, including an invitation to 'dig' for objects

5

Learning in, or with, the Museum
should be collaborative, a shared
social experience







Discussing the exhibition layout with each other and after the event with Daksha



Working as part of a team



6

Learning in, or with, the Museum
should be multi-sensory




.....touch, smell



...see, touch, hear





Storyboard detail

ME !!!!